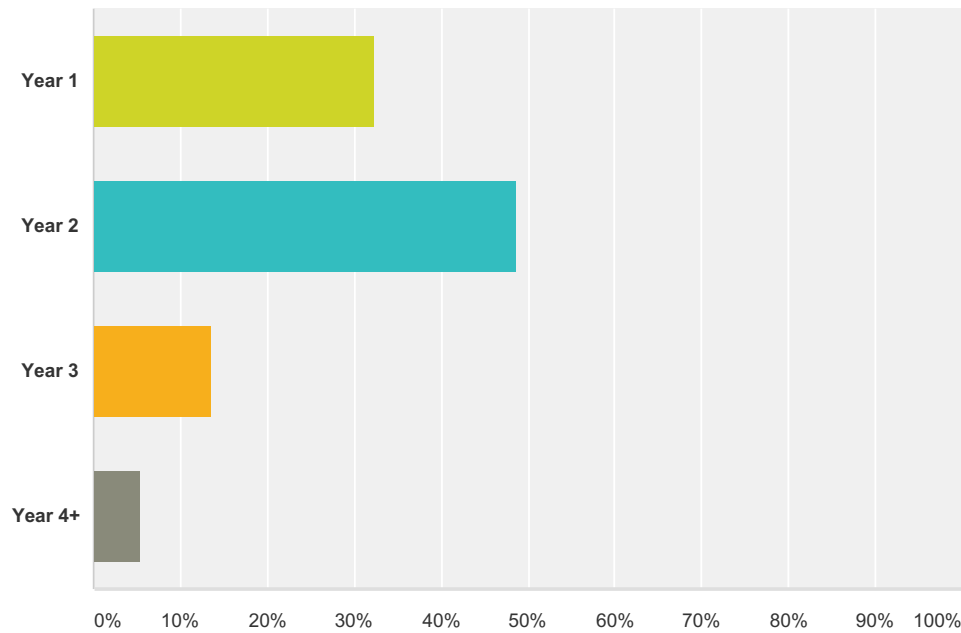


Q1 What year of college are you in here at Hillsborough Community College?

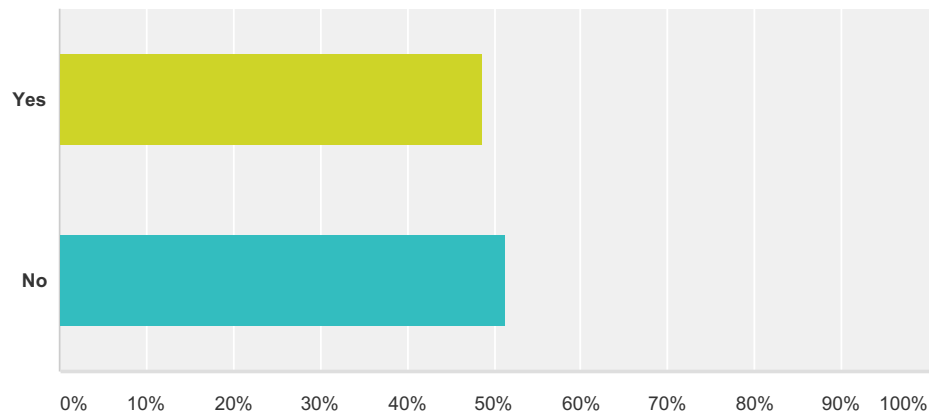
Answered: 37 Skipped: 0



Answer Choices	Responses	
Year 1	32.43%	12
Year 2	48.65%	18
Year 3	13.51%	5
Year 4+	5.41%	2
Total		37

Q2 Are you on financial aid?

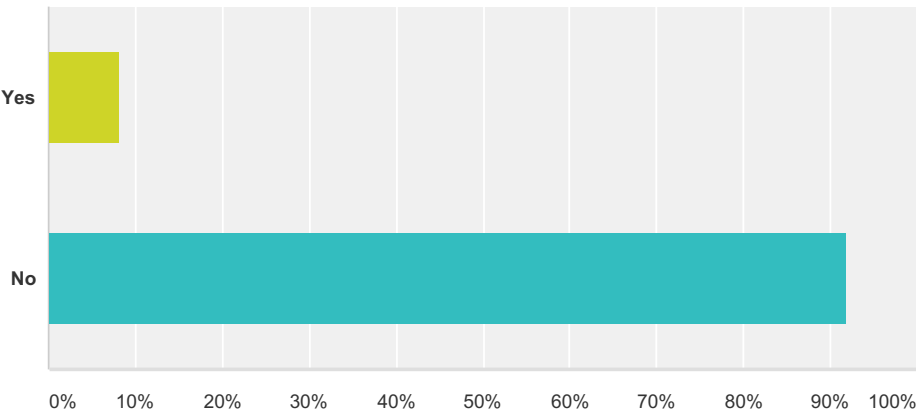
Answered: 37 Skipped: 0



Answer Choices	Responses	
Yes	48.65%	18
No	51.35%	19
Total		37

Q3 Have you ever studied in an overseas institution before?

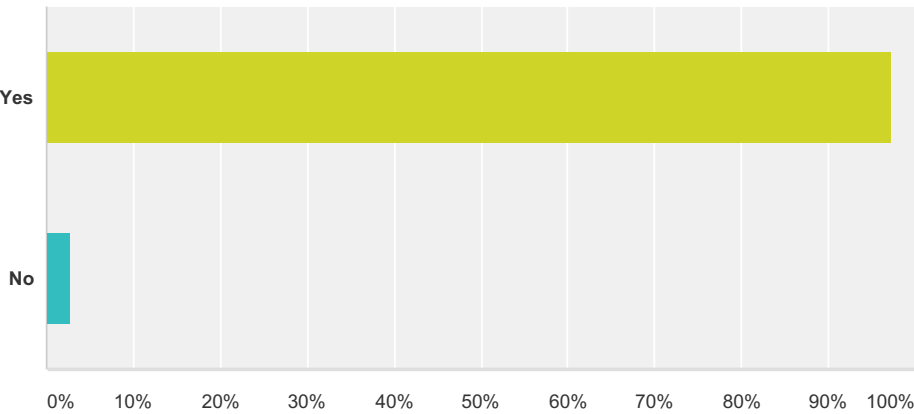
Answered: 37 Skipped: 0



Answer Choices	Responses	
Yes	8.11%	3
No	91.89%	34
Total		37

Q4 Are you interested in studying abroad to enhance your education?

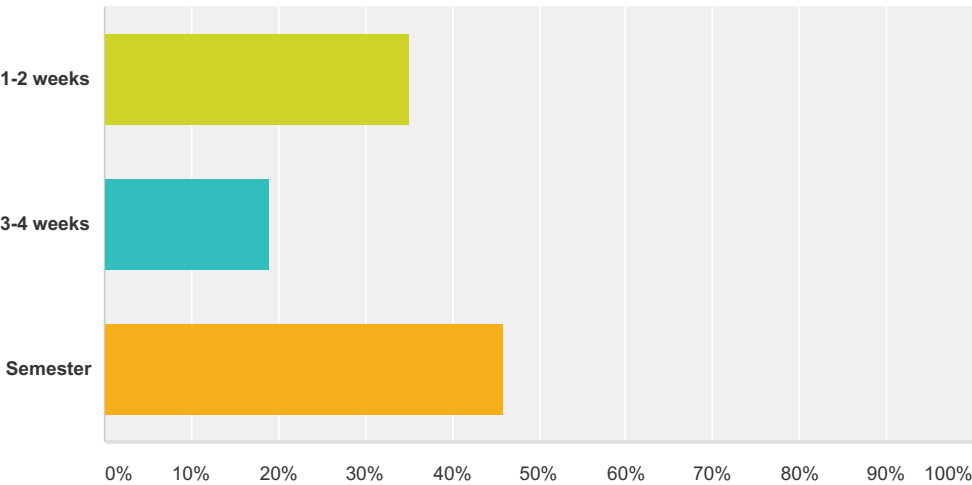
Answered: 37 Skipped: 0



Answer Choices	Responses	
Yes	97.30%	36
No	2.70%	1
Total		37

Q5 What program duration are you most interested in?

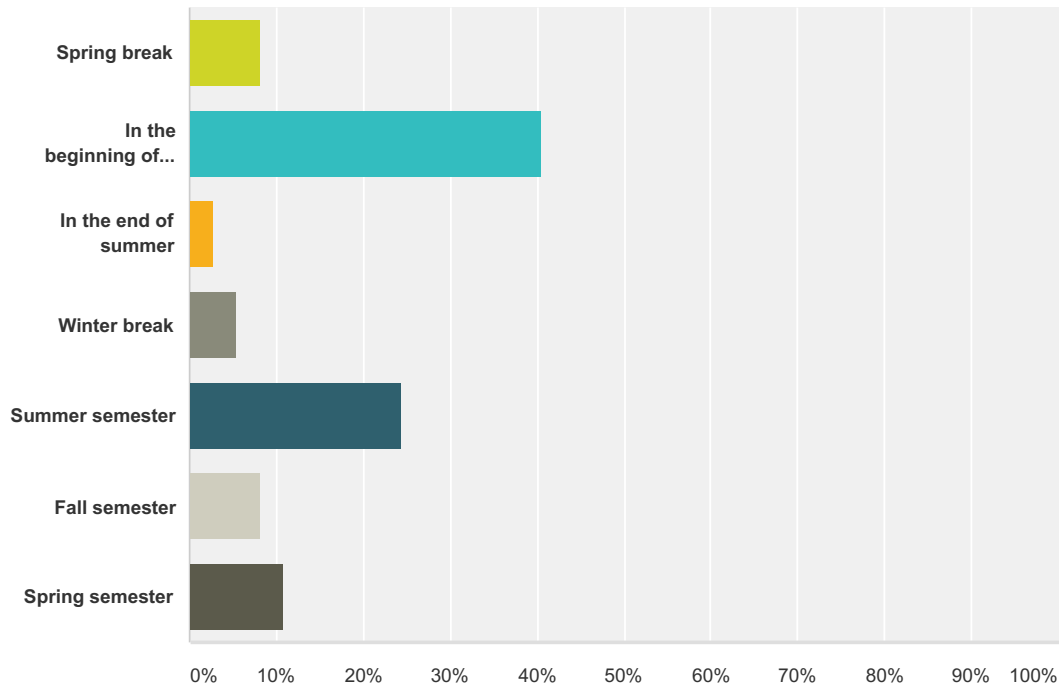
Answered: 37 Skipped: 0



Answer Choices	Responses	
1-2 weeks	35.14%	13
3-4 weeks	18.92%	7
Semester	45.95%	17
Total		37

Q6 If able, what time of the year would you be most likely interested in studying abroad with Hillsborough Community College?

Answered: 37 Skipped: 0



Answer Choices	Responses
Spring break	8.11% 3
In the beginning of summer	40.54% 15
In the end of summer	2.70% 1
Winter break	5.41% 2
Summer semester	24.32% 9
Fall semester	8.11% 3
Spring semester	10.81% 4
Total	37

Q7 If you were to study overseas, what subject area/s would you likely choose? For example: History, Art, Biology, Math, Business, Engineering, Spanish, Chinese, etc.

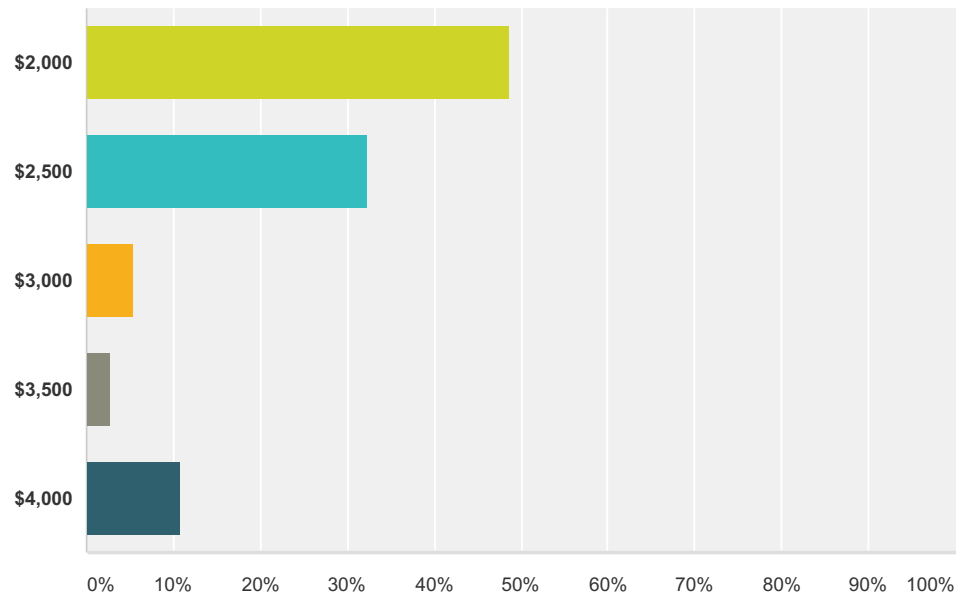
Answered: 37 Skipped: 0

#	Responses	Date
1	biology	9/12/2016 2:37 PM
2	Spanish, Nursing	9/11/2016 8:17 PM
3	Medicine	9/9/2016 8:00 PM
4	Engineering	9/7/2016 11:36 PM
5	Business/fashion	9/6/2016 9:23 AM
6	Business	9/2/2016 10:27 AM
7	History, Math	9/2/2016 9:37 AM
8	Music, Astronomy	8/31/2016 5:59 PM
9	History cultural	8/31/2016 12:28 PM
10	Art, Art History	8/31/2016 11:29 AM
11	History, French, Business	8/31/2016 10:22 AM
12	Biomedical	8/31/2016 12:41 AM
13	Something with computers or marketing	8/30/2016 11:26 PM
14	Business, French	8/30/2016 9:05 PM
15	Engineering	8/30/2016 8:33 PM
16	Spanish and Environmental Science	8/30/2016 5:51 PM
17	languages	8/30/2016 4:09 PM
18	Engineering	8/30/2016 3:58 PM
19	history,art,literature	8/30/2016 3:00 PM
20	Biology	8/30/2016 2:02 PM
21	Business	8/30/2016 11:07 AM
22	Biology and Medicine	8/30/2016 10:52 AM
23	History, Architecture, Biology, Business, Italian, French	8/30/2016 10:15 AM
24	Psychology	8/29/2016 10:57 PM
25	Art	8/29/2016 10:05 PM
26	Spanish	8/29/2016 8:58 PM
27	Criminology	8/29/2016 7:29 PM
28	History; Italian Language/ Culture, Asian Culture	8/29/2016 6:41 PM
29	Korean language	8/29/2016 6:20 PM
30	history and art	8/29/2016 6:18 PM
31	Engineering	8/29/2016 4:54 PM
32	Medicine	8/29/2016 4:48 PM

33	Architecture and engineering	8/29/2016 4:47 PM
34	Business Administration	8/29/2016 4:43 PM
35	history, language	8/29/2016 4:42 PM
36	business	8/29/2016 11:16 AM
37	Business	8/29/2016 10:12 AM

Q8 If you had a year to plan and save and did not have any scholarship dollars, what is the maximum amount that you would be able to pay for a short-term study abroad program?

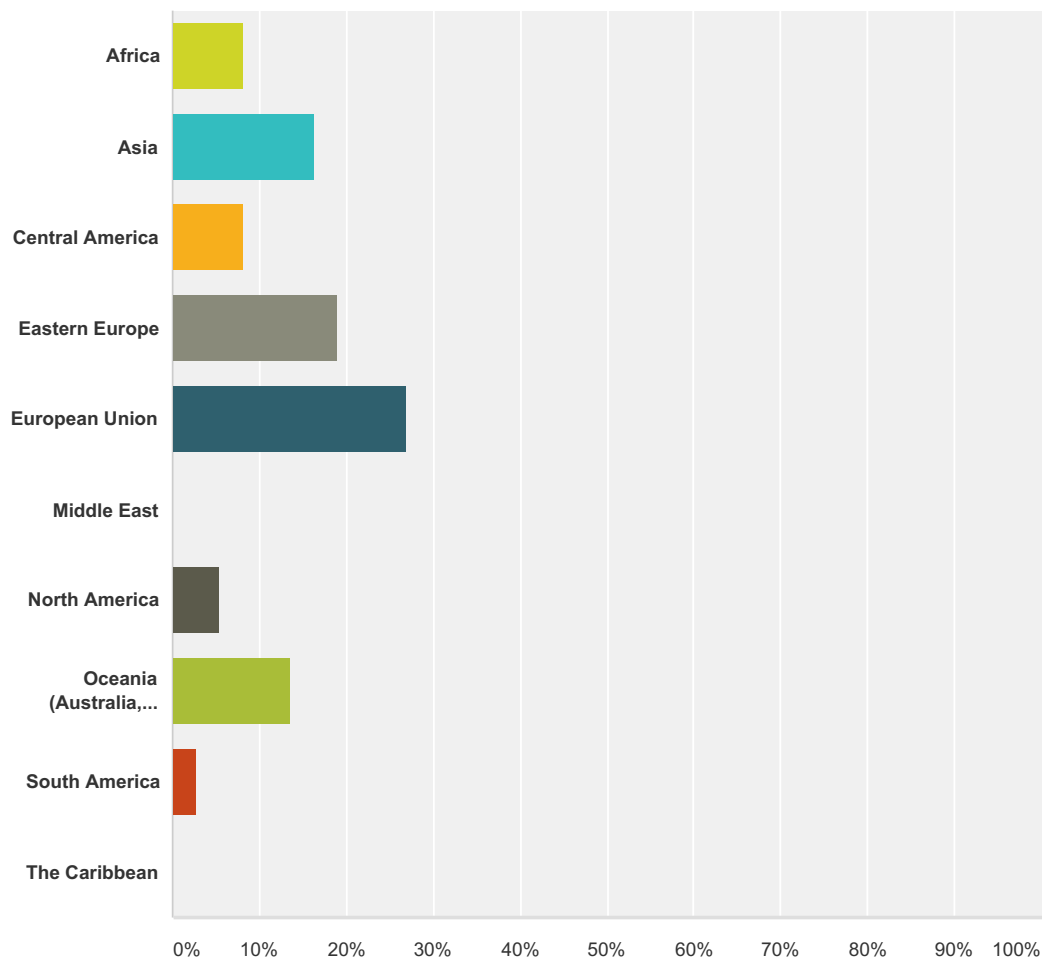
Answered: 37 Skipped: 0



Answer Choices	Responses
\$2,000	48.65% 18
\$2,500	32.43% 12
\$3,000	5.41% 2
\$3,500	2.70% 1
\$4,000	10.81% 4
Total	37

Q9 To which region would you like to travel?

Answered: 37 Skipped: 0

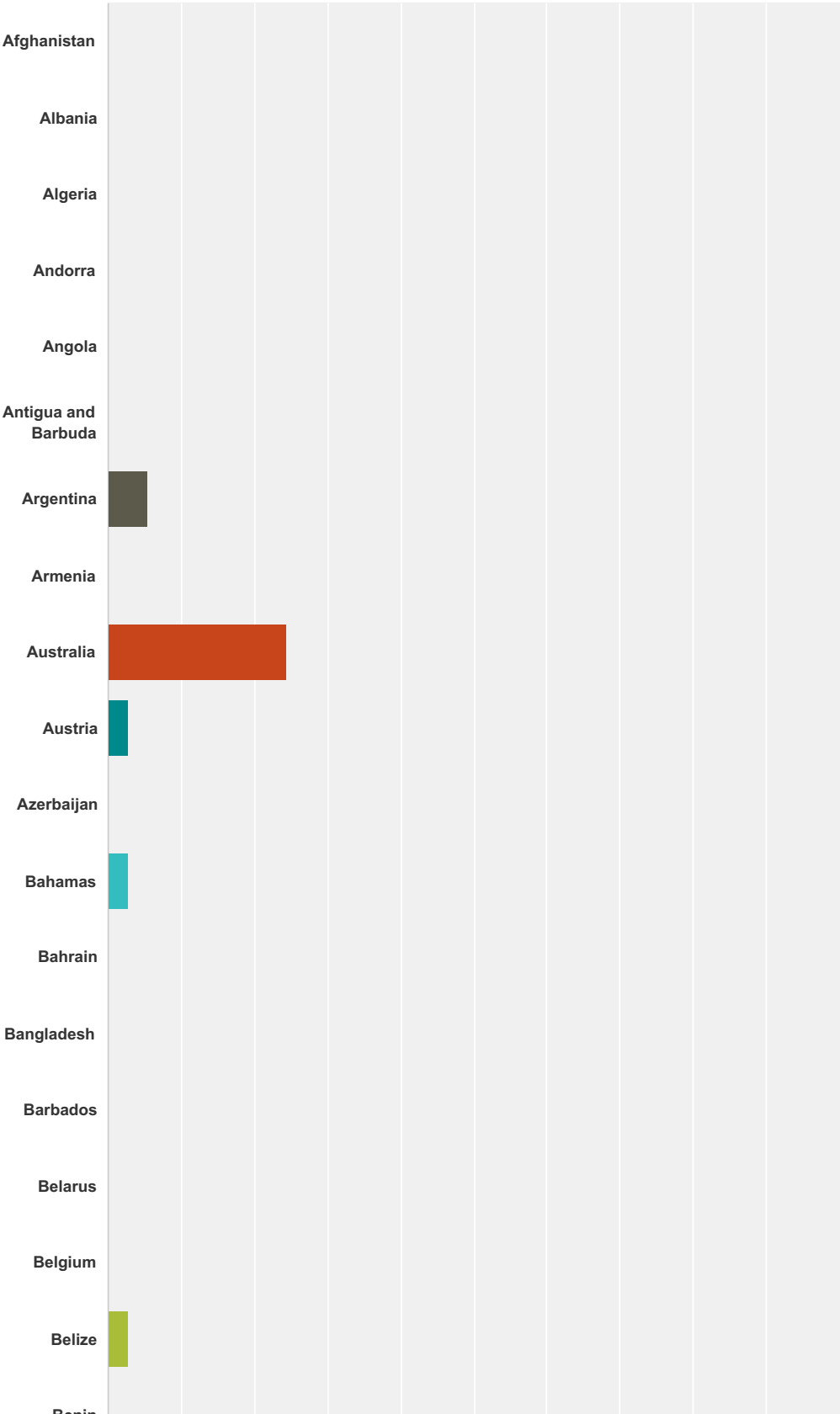


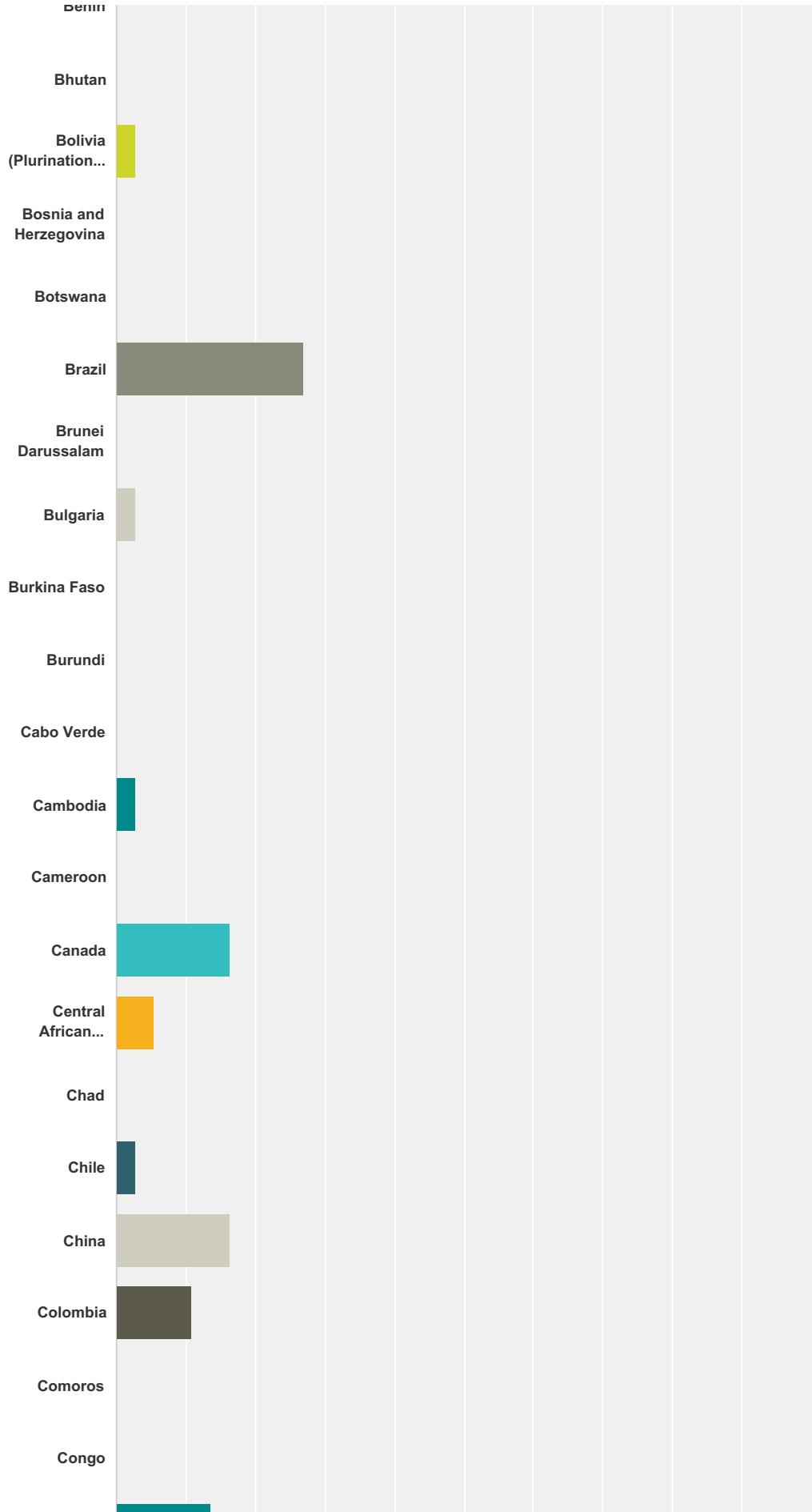
Answer Choices	Responses	
Africa	8.11%	3
Asia	16.22%	6
Central America	8.11%	3
Eastern Europe	18.92%	7
European Union	27.03%	10
Middle East	0.00%	0
North America	5.41%	2
Oceania (Australia, Fiji, New Zealand, etc.)	13.51%	5
South America	2.70%	1
The Caribbean	0.00%	0

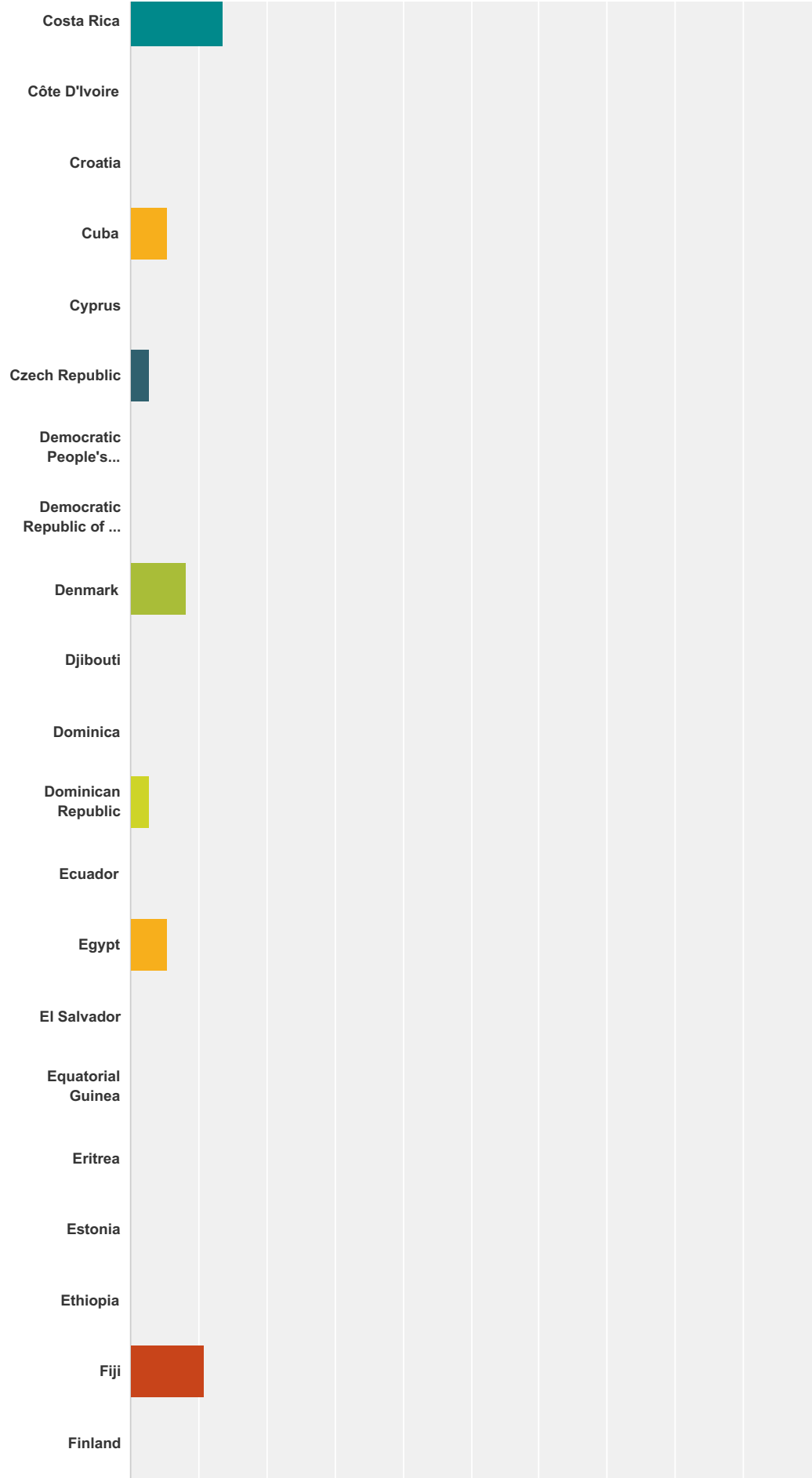
Total	37
-------	----

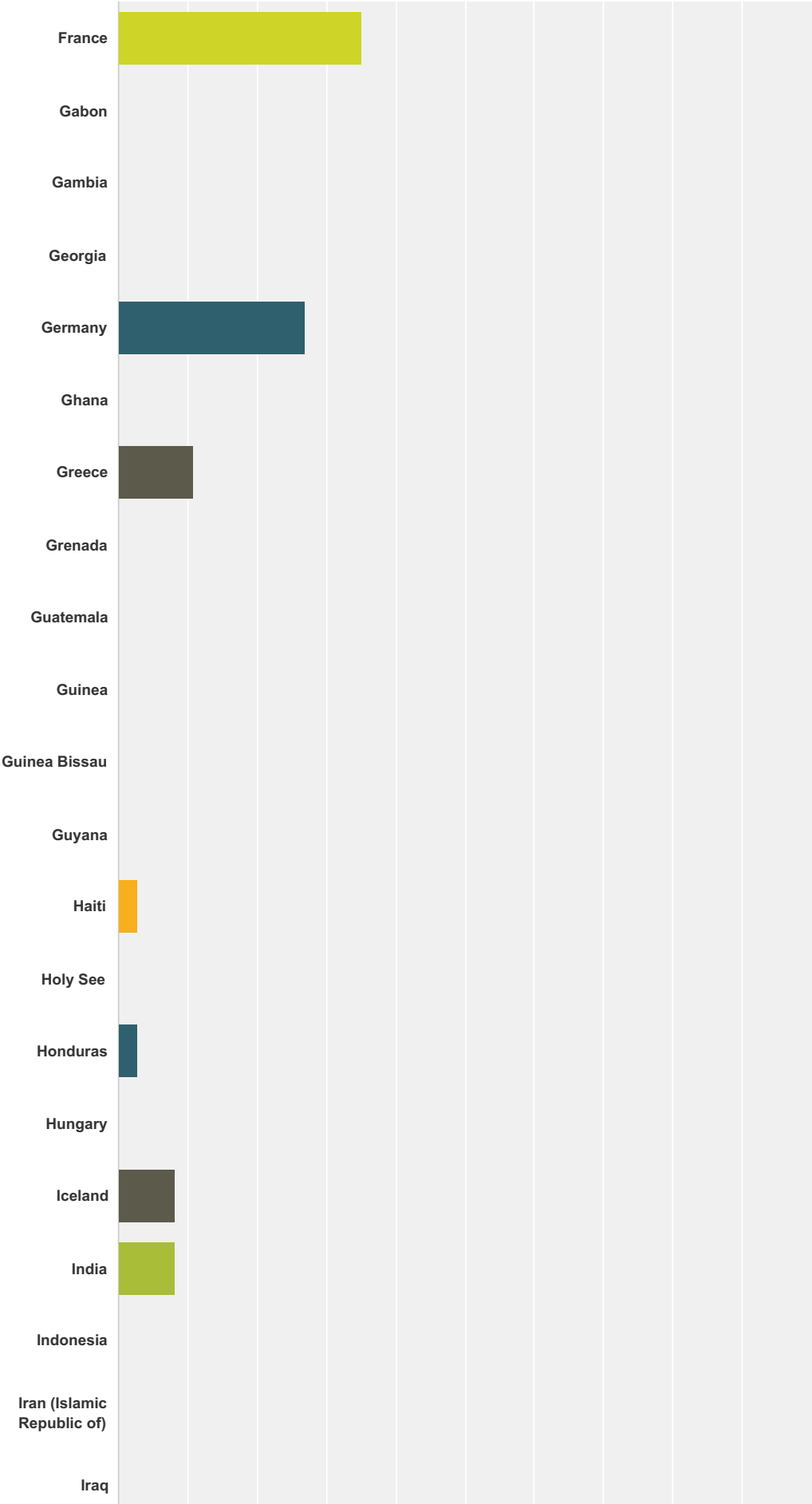
Q10 Identify the top five countries that you would like to visit:

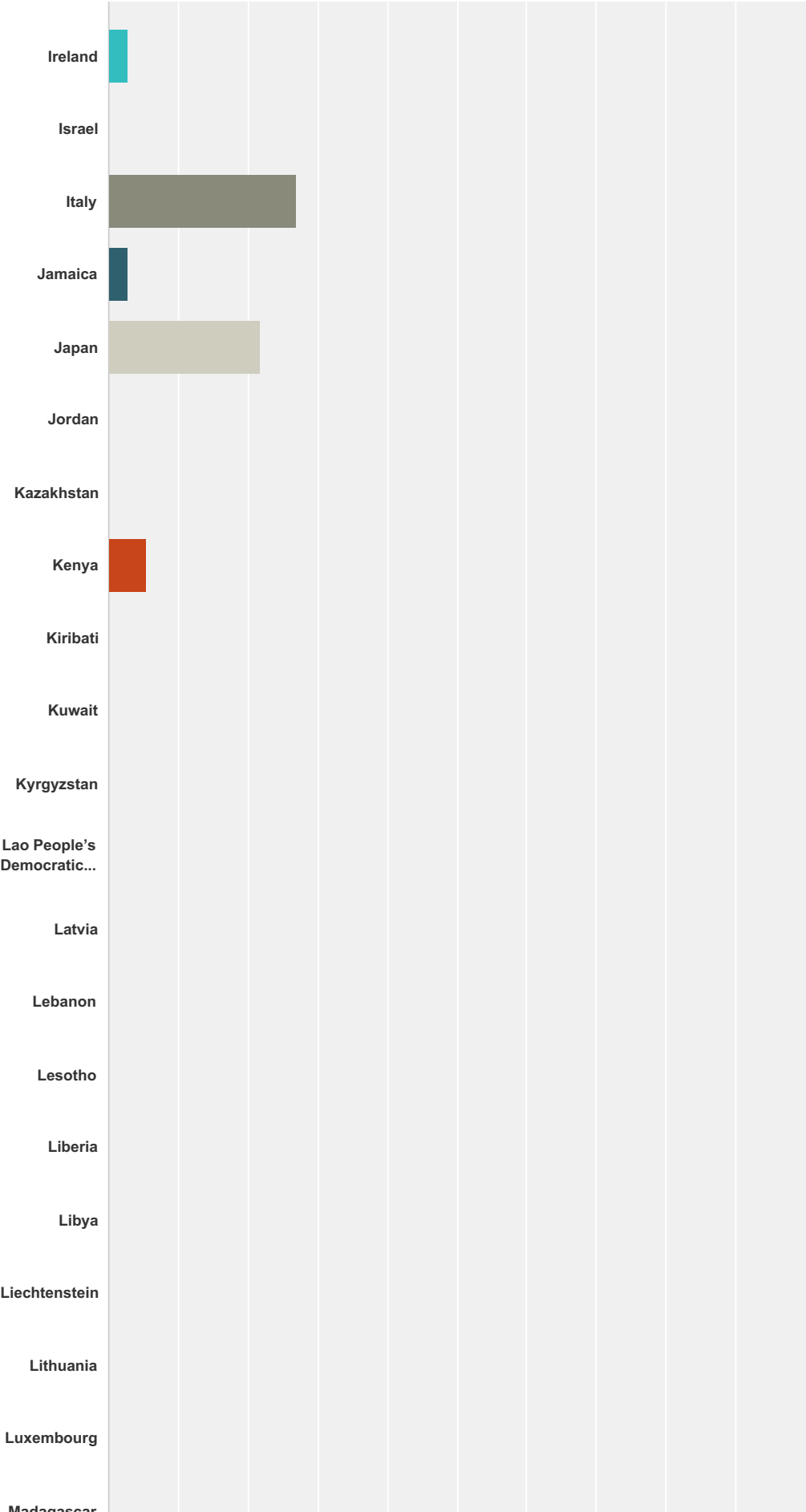
Answered: 37 Skipped: 0



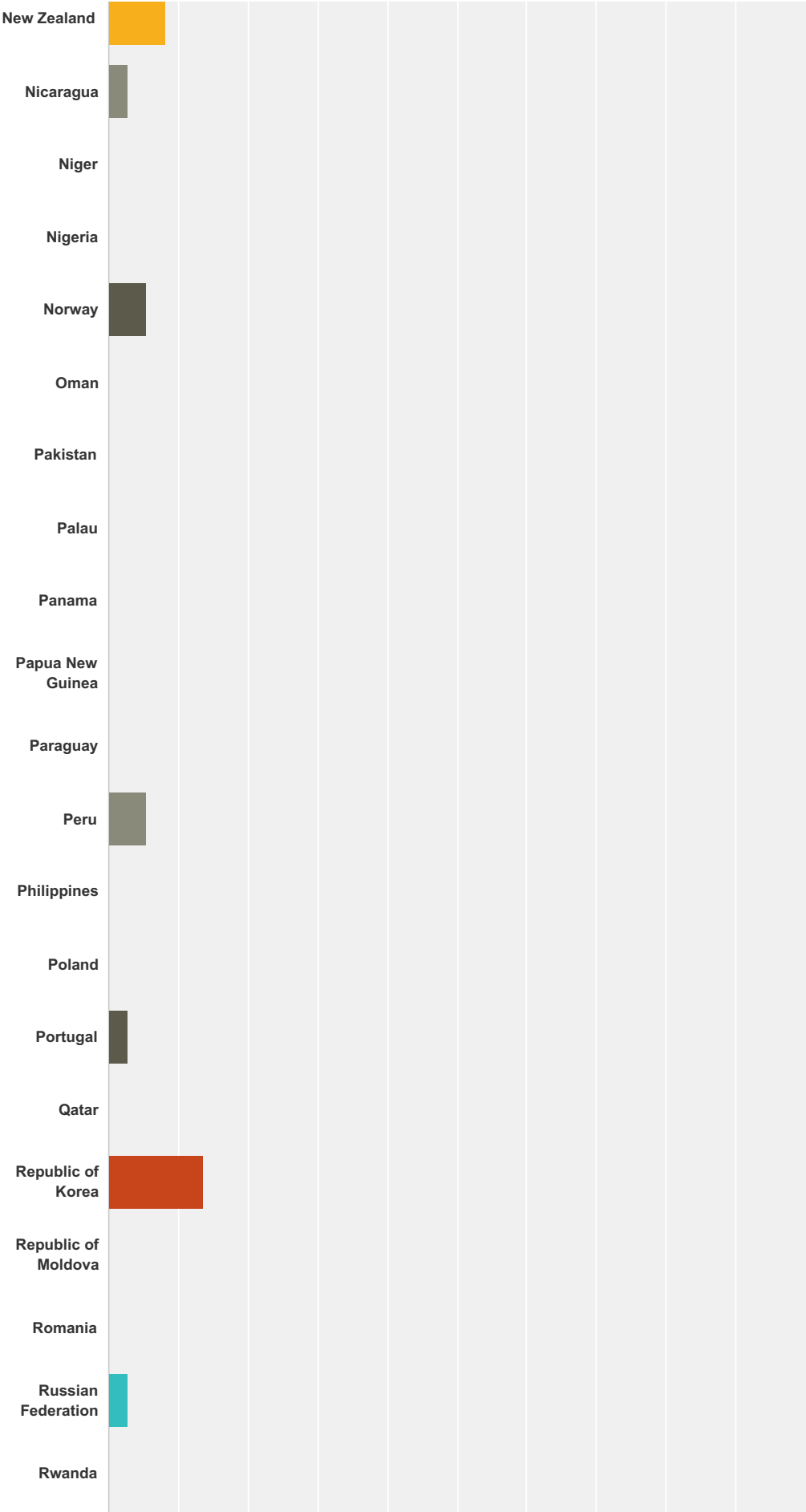


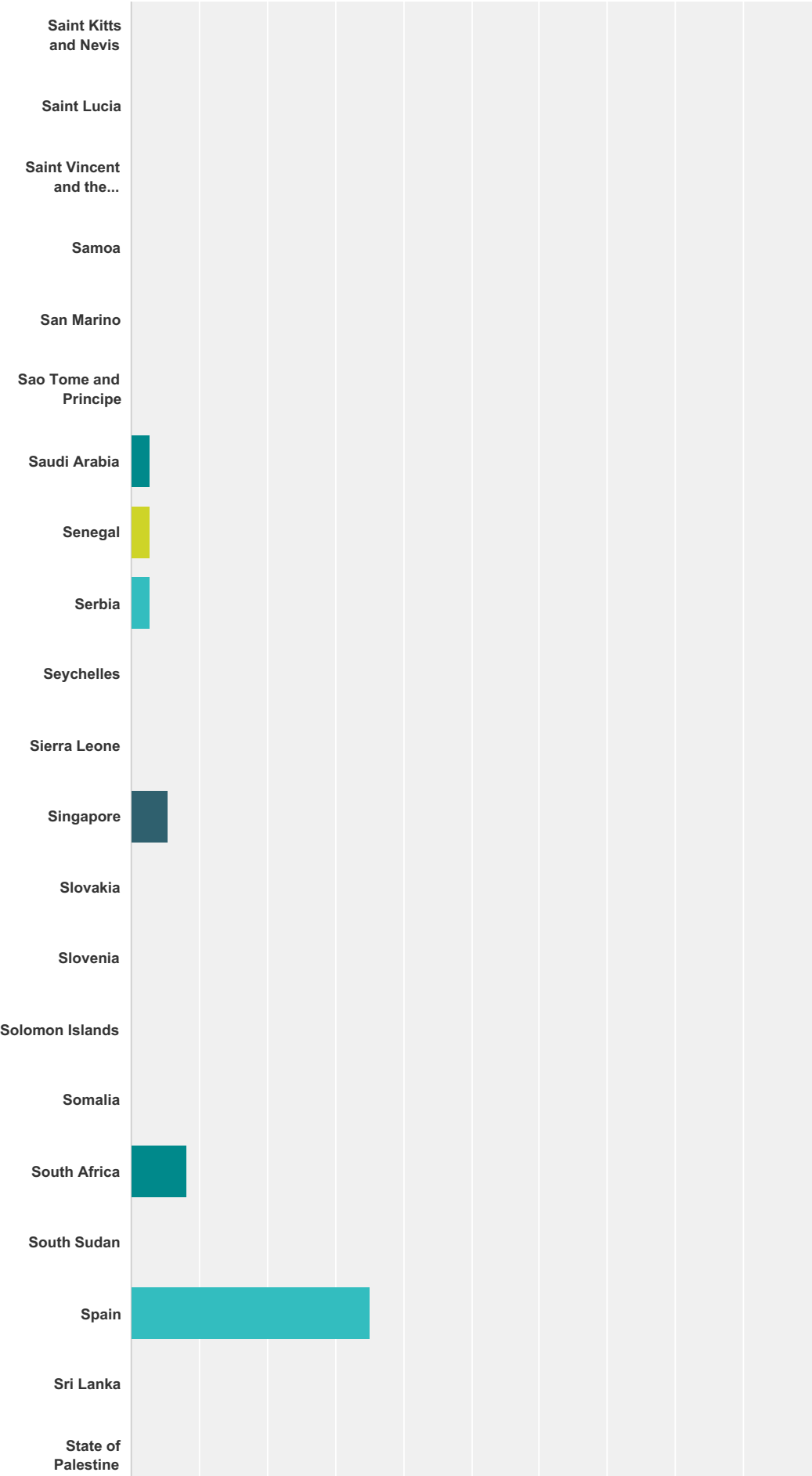


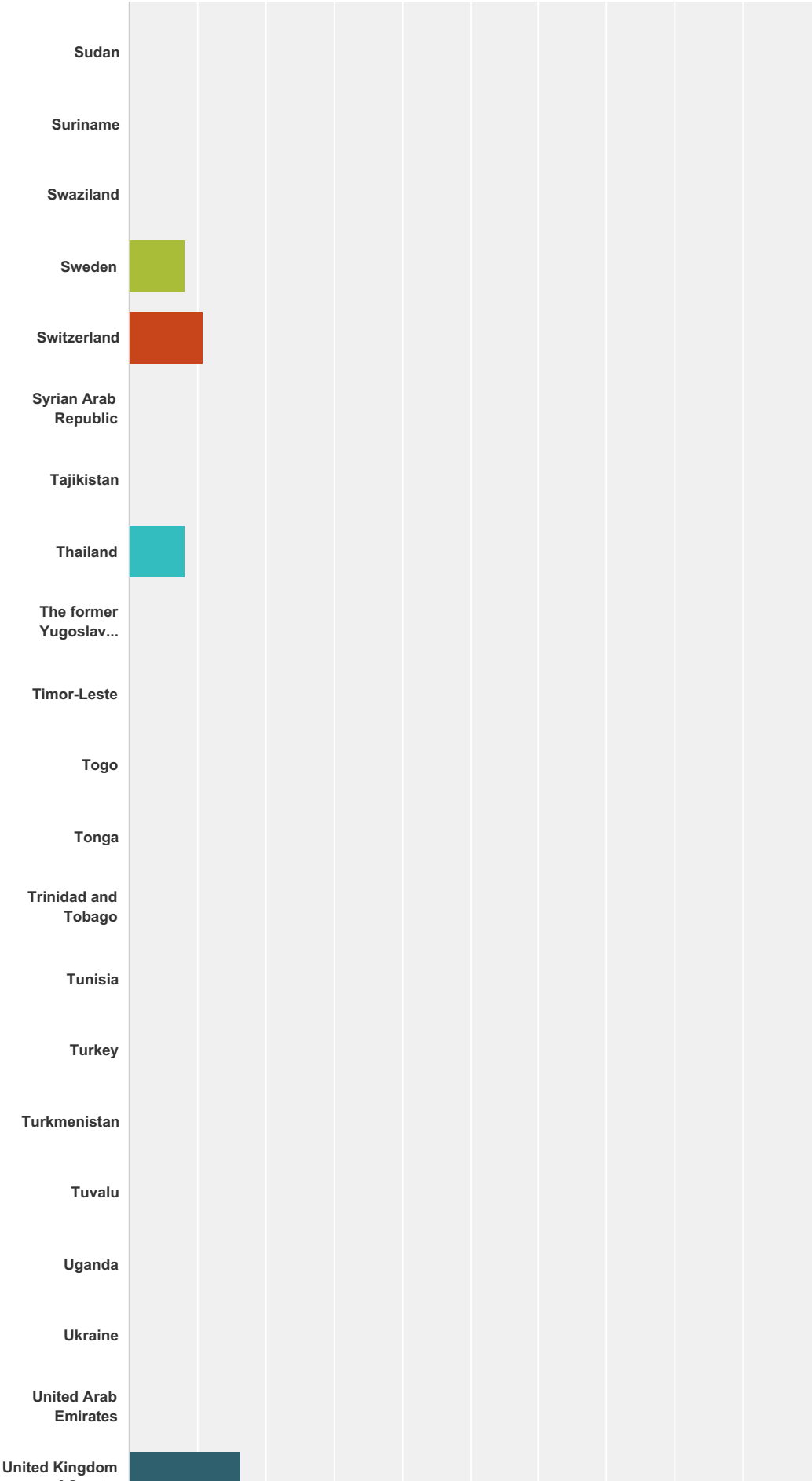


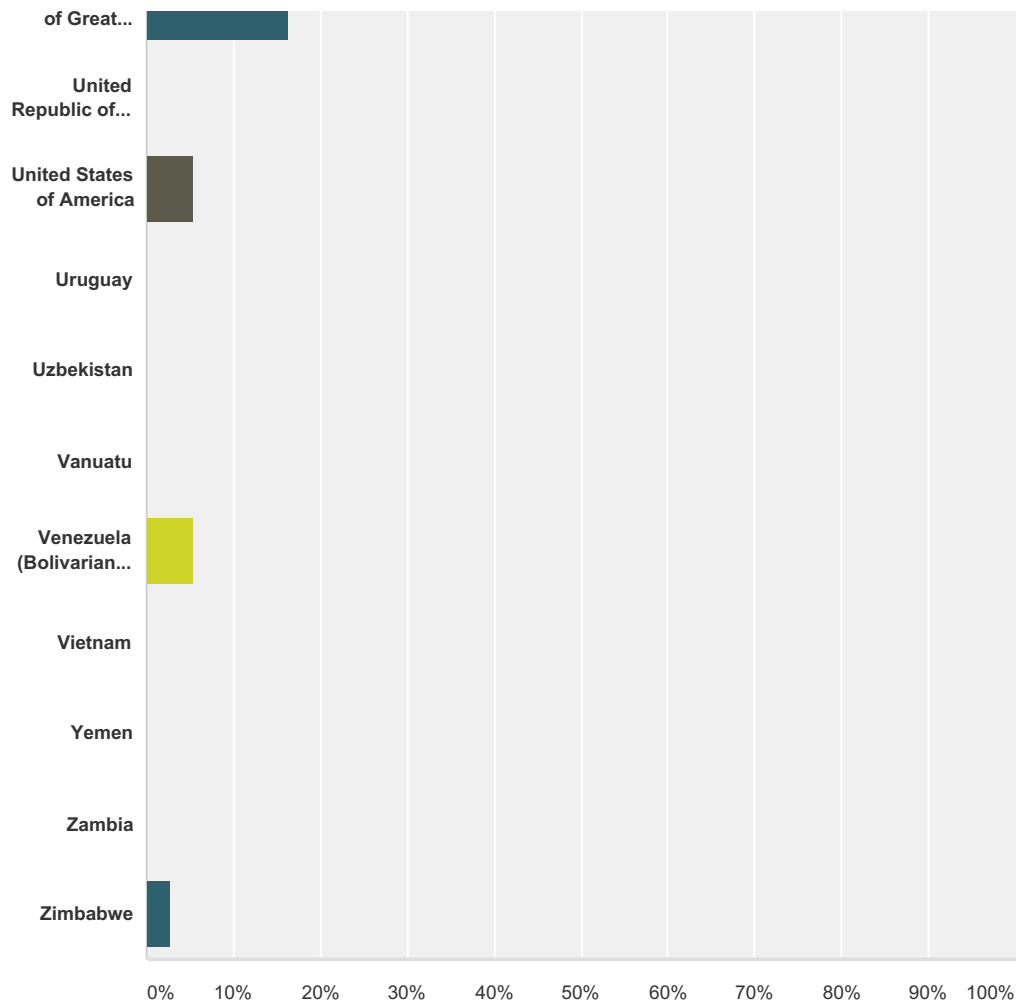












Answer Choices	Responses
Afghanistan	0.00% 0
Albania	0.00% 0
Algeria	0.00% 0
Andorra	0.00% 0
Angola	0.00% 0
Antigua and Barbuda	0.00% 0
Argentina	5.41% 2
Armenia	0.00% 0
Australia	24.32% 9
Austria	2.70% 1
Azerbaijan	0.00% 0
Bahamas	2.70% 1
Bahrain	0.00% 0
Bangladesh	0.00% 0

Barbados	0.00%	0
Belarus	0.00%	0
Belgium	0.00%	0
Belize	2.70%	1
Benin	0.00%	0
Bhutan	0.00%	0
Bolivia (Plurinational State of)	2.70%	1
Bosnia and Herzegovina	0.00%	0
Botswana	0.00%	0
Brazil	27.03%	10
Brunei Darussalam	0.00%	0
Bulgaria	2.70%	1
Burkina Faso	0.00%	0
Burundi	0.00%	0
Cabo Verde	0.00%	0
Cambodia	2.70%	1
Cameroon	0.00%	0
Canada	16.22%	6
Central African Republic	5.41%	2
Chad	0.00%	0
Chile	2.70%	1
China	16.22%	6
Colombia	10.81%	4
Comoros	0.00%	0
Congo	0.00%	0
Costa Rica	13.51%	5
Côte D'Ivoire	0.00%	0
Croatia	0.00%	0
Cuba	5.41%	2
Cyprus	0.00%	0
Czech Republic	2.70%	1
Democratic People's Republic of Korea	0.00%	0
Democratic Republic of the Congo	0.00%	0
Denmark	8.11%	3

Djibouti	0.00%	0
Dominica	0.00%	0
Dominican Republic	2.70%	1
Ecuador	0.00%	0
Egypt	5.41%	2
El Salvador	0.00%	0
Equatorial Guinea	0.00%	0
Eritrea	0.00%	0
Estonia	0.00%	0
Ethiopia	0.00%	0
Fiji	10.81%	4
Finland	0.00%	0
France	35.14%	13
Gabon	0.00%	0
Gambia	0.00%	0
Georgia	0.00%	0
Germany	27.03%	10
Ghana	0.00%	0
Greece	10.81%	4
Grenada	0.00%	0
Guatemala	0.00%	0
Guinea	0.00%	0
Guinea Bissau	0.00%	0
Guyana	0.00%	0
Haiti	2.70%	1
Holy See	0.00%	0
Honduras	2.70%	1
Hungary	0.00%	0
Iceland	8.11%	3
India	8.11%	3
Indonesia	0.00%	0
Iran (Islamic Republic of)	0.00%	0
Iraq	0.00%	0
Ireland	2.70%	1
Israel	0.00%	0

Italy	27.03%	10
Jamaica	2.70%	1
Japan	21.62%	8
Jordan	0.00%	0
Kazakhstan	0.00%	0
Kenya	5.41%	2
Kiribati	0.00%	0
Kuwait	0.00%	0
Kyrgyzstan	0.00%	0
Lao People's Democratic Republic	0.00%	0
Latvia	0.00%	0
Lebanon	0.00%	0
Lesotho	0.00%	0
Liberia	0.00%	0
Libya	0.00%	0
Liechtenstein	0.00%	0
Lithuania	0.00%	0
Luxembourg	0.00%	0
Madagascar	0.00%	0
Malawi	0.00%	0
Malaysia	2.70%	1
Maldives	0.00%	0
Mali	5.41%	2
Malta	0.00%	0
Marshall Islands	0.00%	0
Mauritania	0.00%	0
Mauritius	0.00%	0
Mexico	0.00%	0
Micronesia (Federated States of)	0.00%	0
Monaco	0.00%	0
Mongolia	0.00%	0
Montenegro	0.00%	0
Morocco	2.70%	1
Mozambique	0.00%	0
Myanmar	2.70%	1

Namibia	0.00%	0
Nauru	0.00%	0
Nepal	0.00%	0
Netherlands	5.41%	2
New Zealand	8.11%	3
Nicaragua	2.70%	1
Niger	0.00%	0
Nigeria	0.00%	0
Norway	5.41%	2
Oman	0.00%	0
Pakistan	0.00%	0
Palau	0.00%	0
Panama	0.00%	0
Papua New Guinea	0.00%	0
Paraguay	0.00%	0
Peru	5.41%	2
Philippines	0.00%	0
Poland	0.00%	0
Portugal	2.70%	1
Qatar	0.00%	0
Republic of Korea	13.51%	5
Republic of Moldova	0.00%	0
Romania	0.00%	0
Russian Federation	2.70%	1
Rwanda	0.00%	0
Saint Kitts and Nevis	0.00%	0
Saint Lucia	0.00%	0
Saint Vincent and the Grenadines	0.00%	0
Samoa	0.00%	0
San Marino	0.00%	0
Sao Tome and Principe	0.00%	0
Saudi Arabia	2.70%	1
Senegal	2.70%	1
Serbia	2.70%	1
Seychelles	0.00%	0

Sierra Leone	0.00%	0
Singapore	5.41%	2
Slovakia	0.00%	0
Slovenia	0.00%	0
Solomon Islands	0.00%	0
Somalia	0.00%	0
South Africa	8.11%	3
South Sudan	0.00%	0
Spain	35.14%	13
Sri Lanka	0.00%	0
State of Palestine	0.00%	0
Sudan	0.00%	0
Suriname	0.00%	0
Swaziland	0.00%	0
Sweden	8.11%	3
Switzerland	10.81%	4
Syrian Arab Republic	0.00%	0
Tajikistan	0.00%	0
Thailand	8.11%	3
The former Yugoslav Republic of Macedonia	0.00%	0
Timor-Leste	0.00%	0
Togo	0.00%	0
Tonga	0.00%	0
Trinidad and Tobago	0.00%	0
Tunisia	0.00%	0
Turkey	0.00%	0
Turkmenistan	0.00%	0
Tuvalu	0.00%	0
Uganda	0.00%	0
Ukraine	0.00%	0
United Arab Emirates	0.00%	0
United Kingdom of Great Britain and Northern Ireland	16.22%	6
United Republic of Tanzania	0.00%	0
United States of America	5.41%	2

Uruguay	0.00%	0
Uzbekistan	0.00%	0
Vanuatu	0.00%	0
Venezuela (Bolivarian Republic of)	5.41%	2
Vietnam	0.00%	0
Yemen	0.00%	0
Zambia	0.00%	0
Zimbabwe	2.70%	1
Total Respondents: 37		